

Safety notes

This product may be installed only by a qualified electrician. Non-compliance may result in a fire hazard or electric shocks. Before installation, read the operating instructions and observe the product-specific requirements for the installation location. Use only original spare parts for repair and maintenance. All Legrand products may be opened and repaired only by specially trained Legrand personnel. Unauthorised opening and repair by other persons will invalidate all claims for liability, replacement or warranty services.



Operating instruction



Time switch D21 - 1-channel with pulse function

047 61 / 604 760 / 047 63

General information

- Start-up: after applying the supply voltage, the time switch starts automatically with the last selected function. The relay position is set by the current program.
- Battery backup
 - Backlighting not active
 - Data key READ/WRITE only via the menu.

MENU Select menu, back to main menu, Hold down > 1s = operating display

OK Confirm selection or load parameters

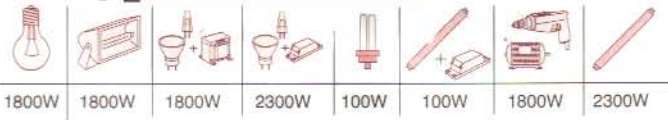
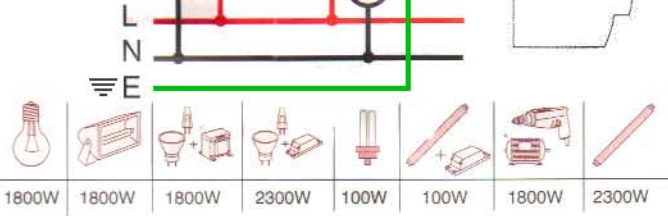
- **+** Select menu options or set parameters

Overview of programmed switching times for the week. Resolution 0.5h

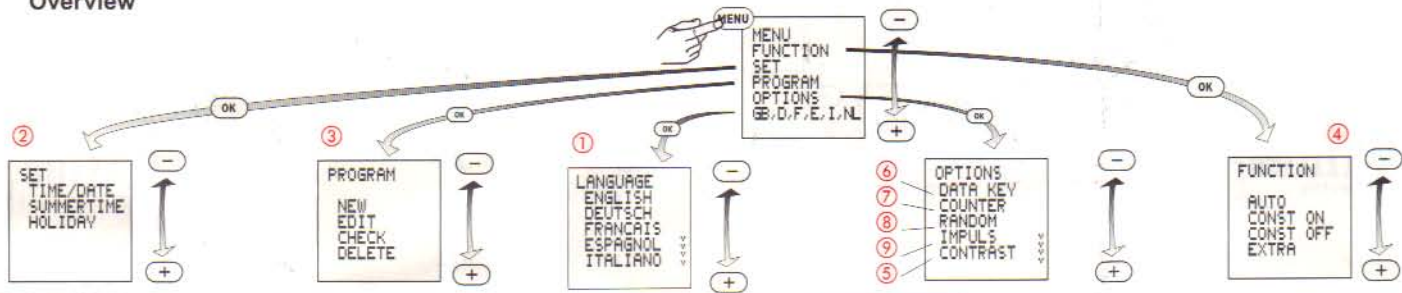
Switch status

Day, Time, Date

Function
Receptacle for data key



Overview



Technical data

	047 61	604 760	047 63
Supply voltage:	230V 50/60Hz	120V 50/60Hz	24V AC/DC
Effective power consumption:	Approx. 1 W		
Contact rating:	1 changeover contact 16A 250V~ μ cos φ = 1		
Parallel compensation:	60VA max. 7 μ F		
Accuracy:	\pm 0,2 s / day under typical installation conditions		
Terminal capacity:	single strand 1,5...4 mm ²	multi strand 1,5...2,5 mm ²	
Programmes :	56		
Pulse start times:	84 (only if pulse function is activated)		
Pulse duration:	1s ... 59min 59s		
Battery reserve:	6 years		
Storage ambient:	-20°C to +60°C		
Working ambient:	-20°C to +55°C		

1

Set language

